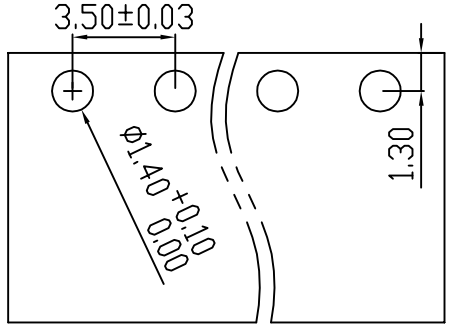
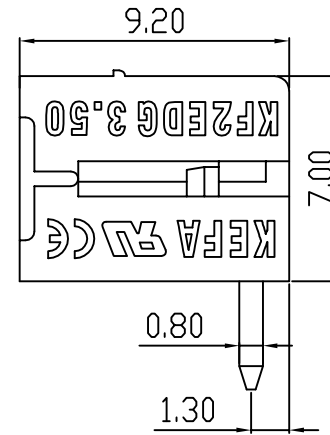
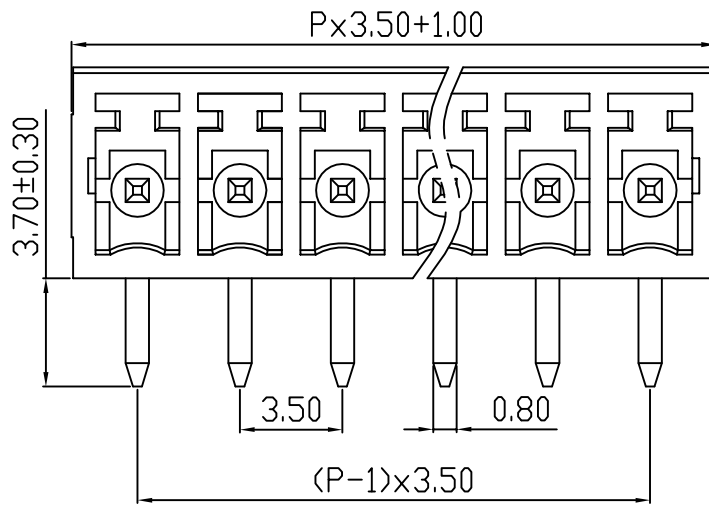
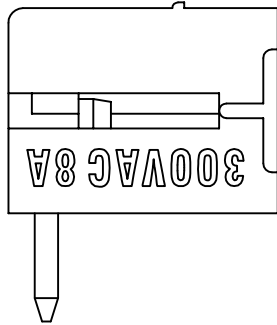
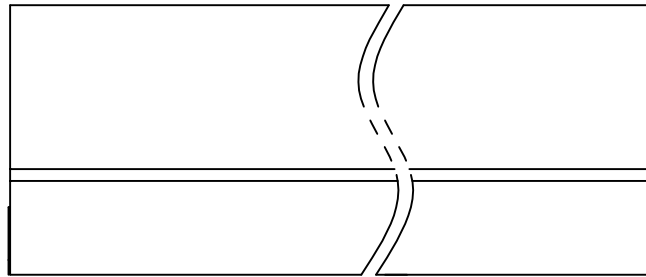


linear dimension(Tolerances Standard GB/T 14486-2008)								—	∇	\perp
variable range	to 6	over 6 to 10	over 10 to 30	over 30 to 60	over 60 to 100	over 100 to 160	over 160 to	to 10	over 10 to 100	over 100 to
tolerance	±0.20	±0.30	±0.50	±0.70	±1.00	±1.30	±1.60	0.10	0.30	0.60



PCB LAYOUT



REVISION RECORD				
REV.	DESCRIPTION	ECN No.	APPROVED	DATE
A	新发行		CLF	21.03.13

UL/CUL 技术参数 UL/CUL Technical Data				
等级 Use Group	B	C	D	
额定电压 Rated Voltage [V]	300	-	300	
额定电流 Rated Current [A]	8	-	10	
接线范围 Wire Range	-			
单/多芯线 Solid/Stranded [AWG]	-			
耐电压 Withstanding Voltage	AC1600V/1Min			
IEC 技术参数 IEC Technical Data				
过电压类别 Overvoltage Category	III	III	II	
污染等级 Contamination Class	3	2	2	
额定电压 Rated Voltage [V]	-	160	320	
额定电流 Rated Current [A]	-	7	7	
额定冲击电压 Impulse withstand voltagea [KV]	-	2.5	2.5	
导线截面积 Conductor cross section	-			
硬质/柔性导线 Solid/flexible [mm ²]	-			
材料 Material				
绝缘材料 Insulation Material	PA66			
阻燃等级 Inflammability	UL94V-0			
导体材料 Contactor Material	铜合金 Copper alloy			
导体表面镀层 Contactive Coating	镀锡 Tin Plated			
一般参数 Other Data				
间距 Pitch [mm]	3.5			
极数 Poles [P]	2-24			
剥线长度 Stripping Length [mm]	-			
螺丝 Screw/扭矩 Torque(Max) [N.m]	-			
工作温度 Operating temperatur [°C]	-40~+105			
引针尺寸 Pin Dimensions [mm]	3.7			
PCB板孔径 PCB Hole Diameter [mm]	1.4			

DES.	GYF	DATE	21.03.13
CHK.	SY	DATE	21.03.13
APP.	CLF	DATE	21.03.13

单位/UNITS	mm	尺寸/SIZE	A4	比例/SCALE	1:1
慈溪市科发电子有限公司 CIXI KEFA ELECTRONIC CO., LTD					

第三视角/THIRD ANGLE PROJECTION		版本/REV	A
		名称/TITLE	KF2EDGR-3.5